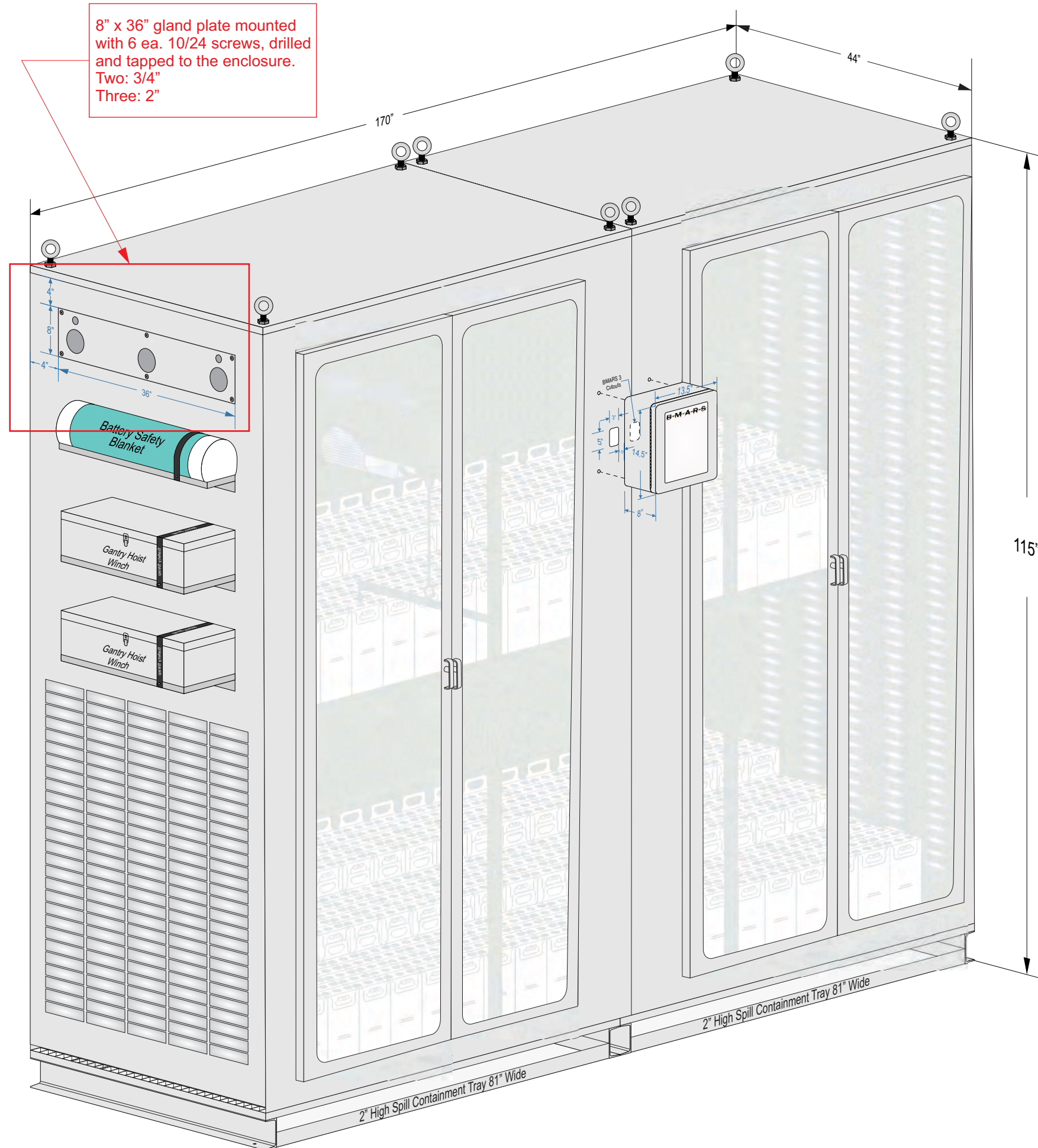


REVISIONS

REV-NR

10/20/2023

8" x 36" gland plate mounted with 6 ea. 10/24 screws, drilled and tapped to the enclosure.
Two: 3/4"
Three: 2"



NOTES:

Description

- 01 Battery Enclosures (2) 85", Total Length 170" Bolted Together On Site
- 02 Enclosure To Be Painted ANSI 61 Gray.
- 03 Each Set Of Rails To Support 1000 LBS Minimum.
- 04 Designed For 100 Single Cell UP1L-700 SAFT NICAD BATTERIES.
- 05 Viewing Windows Are Polycarbonate Sized To Door
- 06 Doors Are 150 Opening Dual Swing On Each Side Where Possible
- 07 ENCLOSURE OPTIONS:
 - (a) Open Grate Bottom To Allow Natural Air Convection Around The Batteries
 - (b) Side Panels To Be Louvered Ends
 - (c) Lifting Eyes (Do Not Lift Enclosure with Batteries Inside)
 - (d) Utility Grade Battery Safety Matt With Storage Container
 - (e) Gantry Hoist Battery Lifting System With Hoist and Storage Box
- 08 SPILL CONTAINMENT OPTIONS:
 - (a) Spill Containment System Placed In A Pan and Slid Under The Battery Enclosure
 - (b) The Pan Is Large Enough So No Leakage Occurs Around The Perimeter
 - (c) Pans (2 ea.) To Be Approximately 81"W X 44"F/B X 2"D

***Please Note The Position Of The Battery Cell Handles:**

The back Cell Lifting Handle of each cell must be left flipped up in order to make it available if/when the cell ever needs to be removed



STANDBY ENERGY
14134 CASTOR ST.
TOMBALL, TX 77375

PROJECT NAME

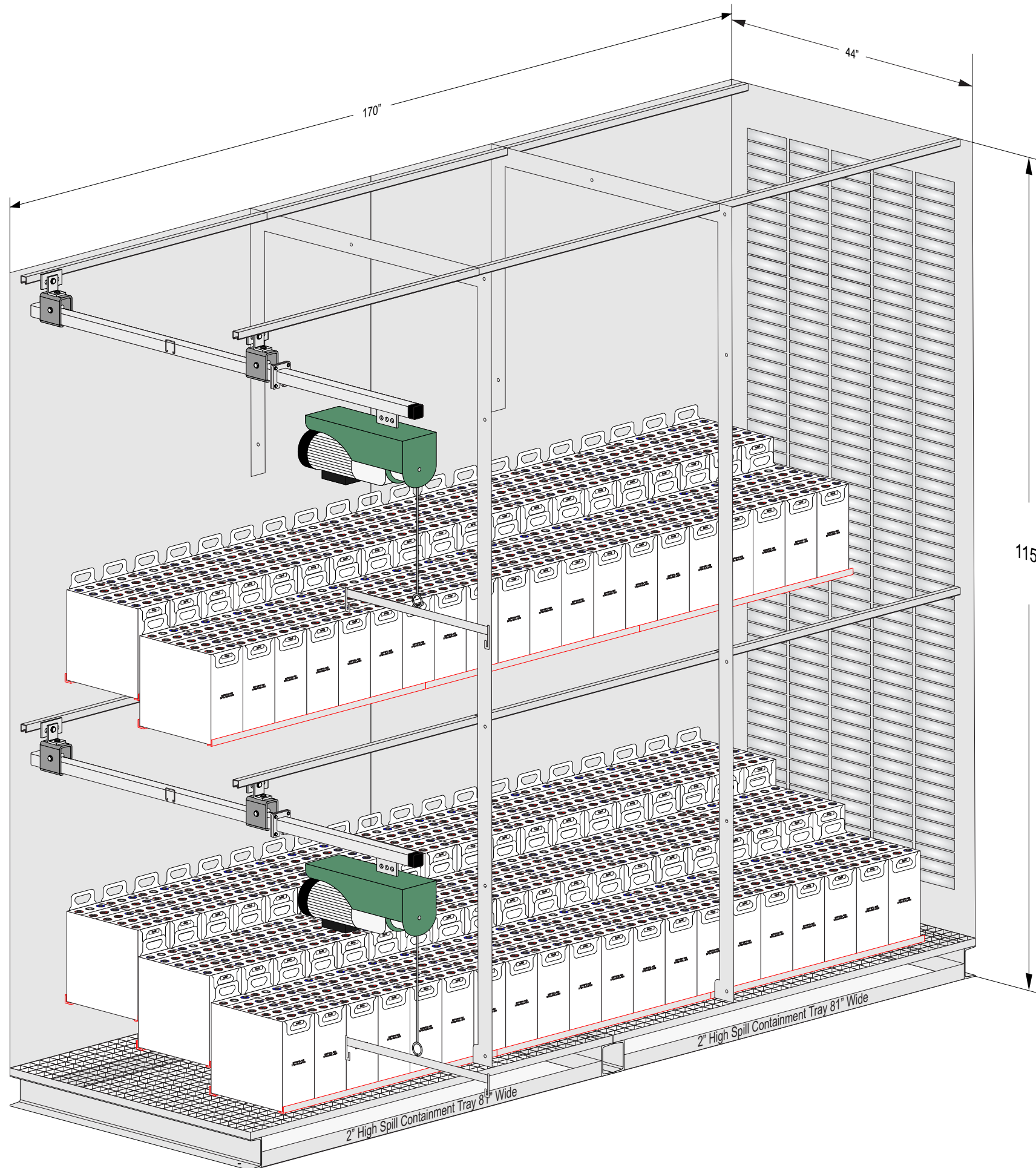
Battery Enclosure REV-NR

DRAWING # SEI JOB #

SCALE: NTS

T.A.C.

SHEET: 1 of 5



NOTES:

Description

- 01 Battery Enclosures (2) 85", Total Length 170" Bolted Together On Site
- 02 Enclosure To Be Painted ANSI 61 Gray.
- 03 Each Set Of Rails To Support 1000 LBS Minimum.
- 04 Designed For 100 Single Cell UP1L-700 SAFT NICAD BATTERIES.
- 05 Viewing Windows Are Polycarbonate Sized To Door
- 06 Doors Are 150 Opening Dual Swing On Each Side Where Possible
- 07 ENCLOSURE OPTIONS:
 - (a) Open Grate Bottom To Allow Natural Air Convection Around The Batteries
 - (b) Side Panels To Be Louvered Ends
 - (c) Lifting Eyes
 - (d) Utility Grade Battery Safety Matt With Storage Container
 - (e) Gantry Hoist Battery Lifting System With Hoist and Storage Box
- 08 SPILL CONTAINMENT OPTIONS:
 - (a) Spill Containment System Placed In A Pan and Slid Under The Battery Enclosure
 - (b) The Pan Is Large Enough So No Leakage Occurs Around The Perimeter
 - (c) Pans (2 ea.) To Be Approximately 81"W X 44"F/B X 2"D

***Please Note The Position Of The Battery Cell Handles:**

The back Cell Lifting Handle of each cell must be left flipped up in order to make it available if/when the cell ever needs to be removed



STANDBY ENERGY
14134 CASTOR ST.
TOMBALL, TX 77375

PROJECT NAME

Battery Enclosure REV-NR

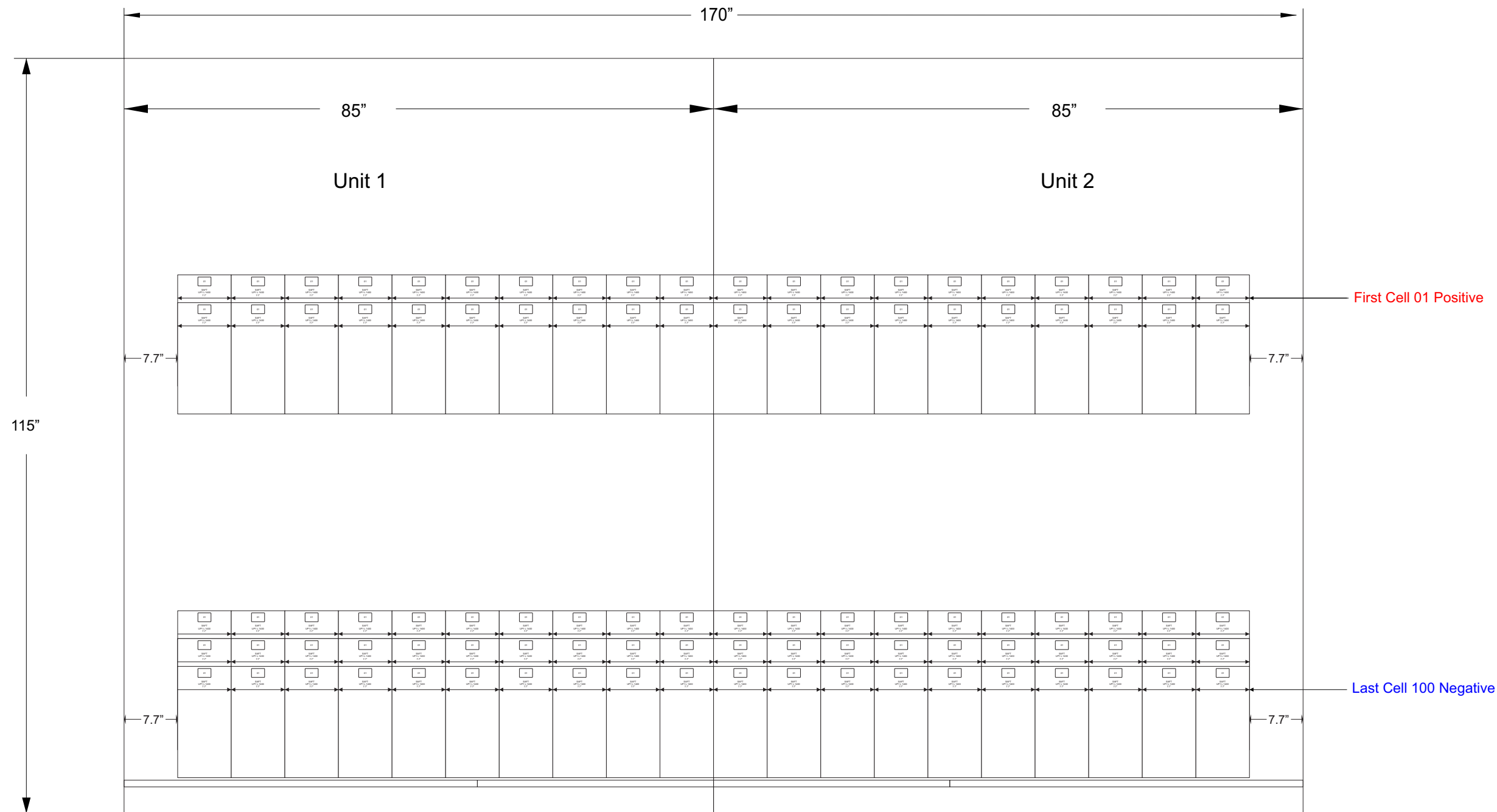
DRAWING # SEI JOB #

SCALE: NTS

T.A.C.

SHEET: 2 of 5

FRONT VIEW BATTERIES IN PLACE



STANDBY ENERGY
 14134 CASTOR ST.
 TOMBALL, TX 77375

PROJECT NAME

Battery Enclosure REV-NR

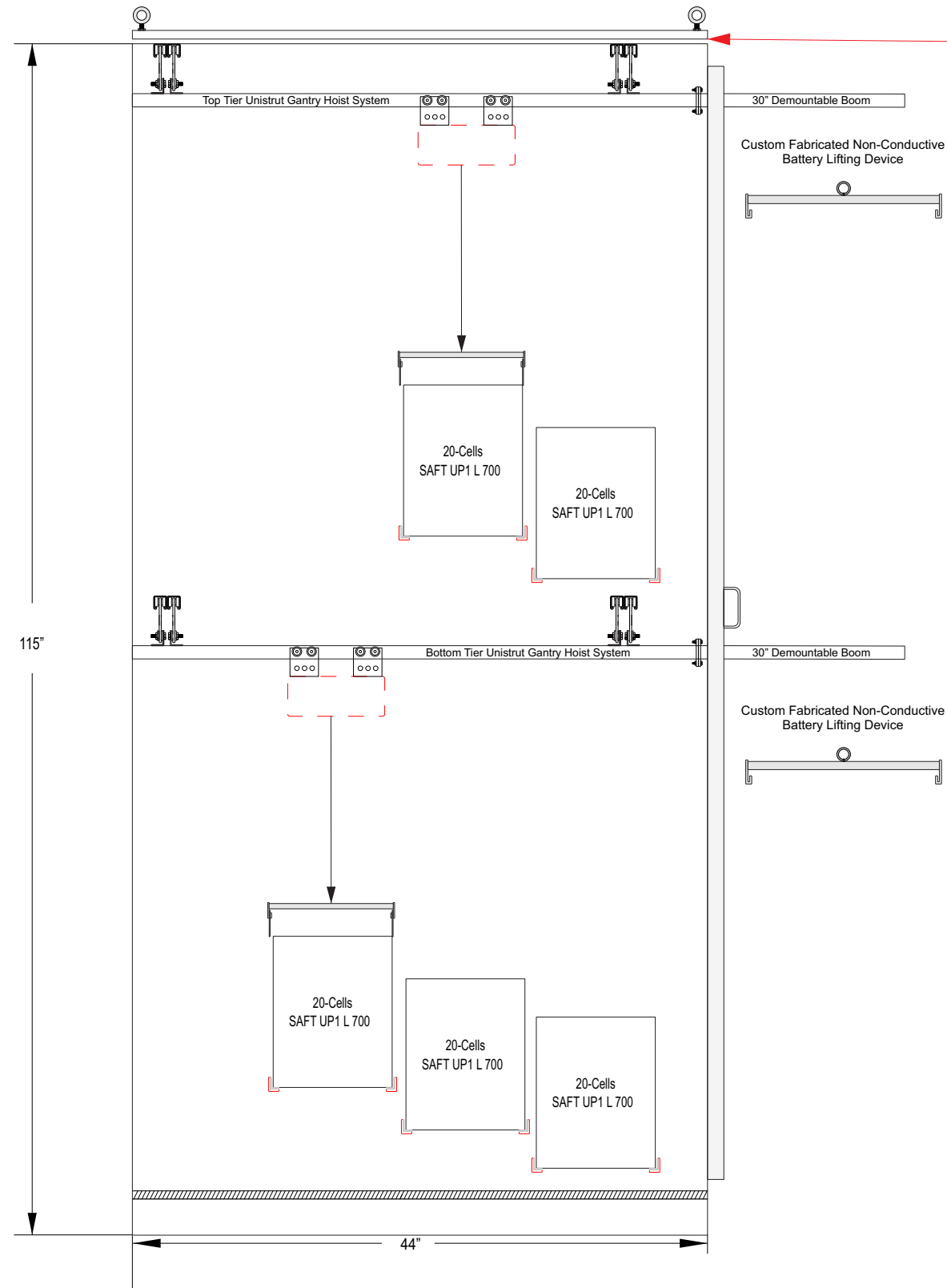
DRAWING # SEI JOB #

SCALE: **NTS**

T.A.C.

SHEET: **3 of 5**

SIDE VIEW



Top To Be Mounted On Standoffs For Ventilation All Around



STANDBY ENERGY
14134 CASTOR ST.
TOMBALL, TX 77375

PROJECT NAME

Battery Enclosure REV-NR

DRAWING # SEI JOB #

SCALE: NTS

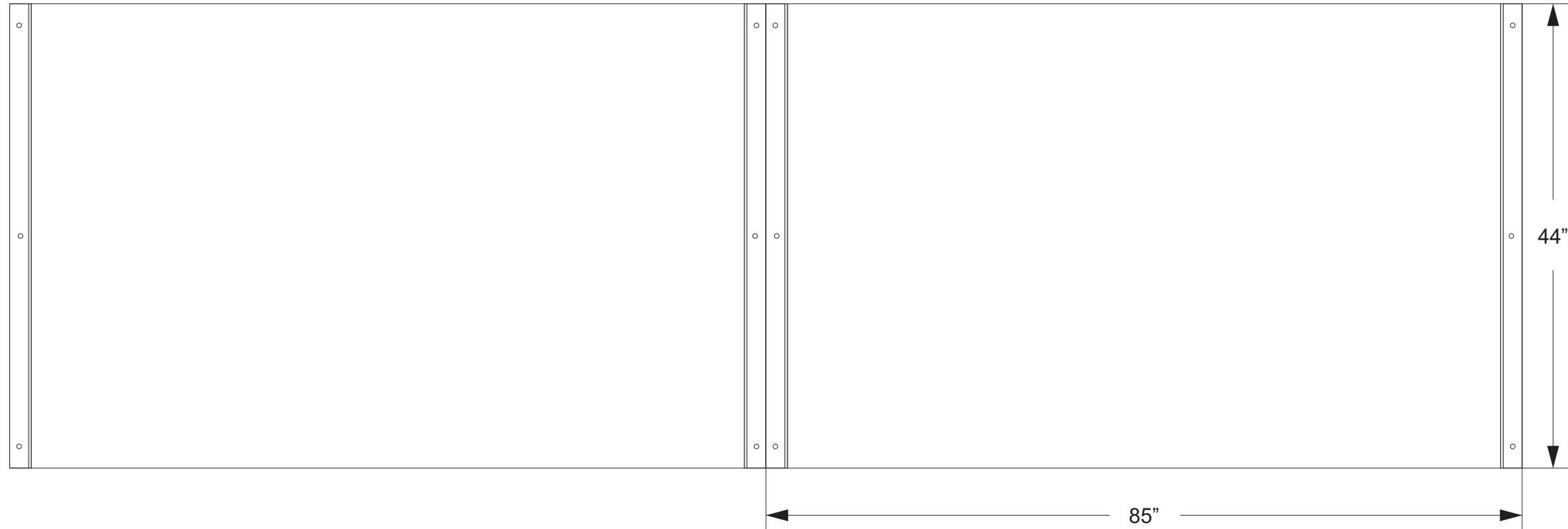
T.A.C.

SHEET: 4 of 5

Top View Of Proposed Battery Enclosure Anchor Hole Layout

Battery Enclosure Base
Unit #1 85" x 44"

Battery Enclosure Base
Unit #2 85" x 44"



STANDBY ENERGY
14134 CASTOR ST.
TOMBALL, TX 77375

PROJECT NAME

Battery Enclosure REV-NR

DRAWING # SEI JOB #

SCALE: **NTS**

T.A.C.

SHEET: **5 of 5**